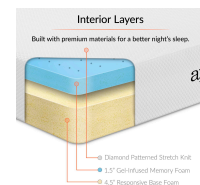






NEED ASSISTANCE OR CUSTOM QUOTE? CALL: 888-507-6631 www.njmodern.com



aveline 6" narrow twin mattress

\$411.00



The Aveline mattress comes vacuum-packed, rolled and sealed in a small portable box.





Description

take a deep breath and exhale because you've found your pathway to that perfect sleep with the aveline 6 inch pressure relief narrow twin memory foam mattress. topped with gel-infused memory foam to keep your body climate steady, this firm narrow twin mattress dissipates your body heat while quickly conforming to your weight and position. sleep peacefully with an open cell ventilated memory foam solution that relieves pressure points, reduces bounce between two sleepers, and delivers welcome relief from the aches and pains of traditional twin mattresses. aveline cooling gel twin mattress is certipur-us certified by accredited independent testing laboratories, so you can be confident that the memory foam is made without formaldehyde, ozone depleters, mercury, and other heavy metals including pbdes, tdcpp or tcep (tris) flame retardants, and is low on voc. this 6 inch narrow twin memory foam mattress comes vacuum-packed and rolled to fit into an easily portable box. it takes 2 to 4 hours for the twin gel mattress from your bed in a box to expand most of the way and a day to expand fully. includes a removable stretch knit diamond patterned cover. box spring or foundation is optional. slatted bases should be less than 3" apart. set includes: one - aveline 6" narrow twin mattress

Additional Information

SKU	SMODC17898
Dimensions	Overall Product Dimensions: 75"L x 30"W x 6"H